





100m	100m	100m	100m	100m	100m	2	2	3	3
75m	75m	75m	75m	75m	75m	3	3	4	4
50m	50m	50m	50m	50m	50m	4	4	5	5





DROGA TYLKO DLA ROWERÓW	DROGA TYLKO DLA ROWERÓW	DROGA TYLKO DLA ROWERÓW	DROGA TYLKO DLA ROWERÓW	DROGA TYLKO DLA ROWERÓW	TRANZYT	TRANZYT	TRANZYT
					TRANZYT	TRANZYT	TRANZYT

Znaki drogowe - Polska 1938-1956, skala 1:25



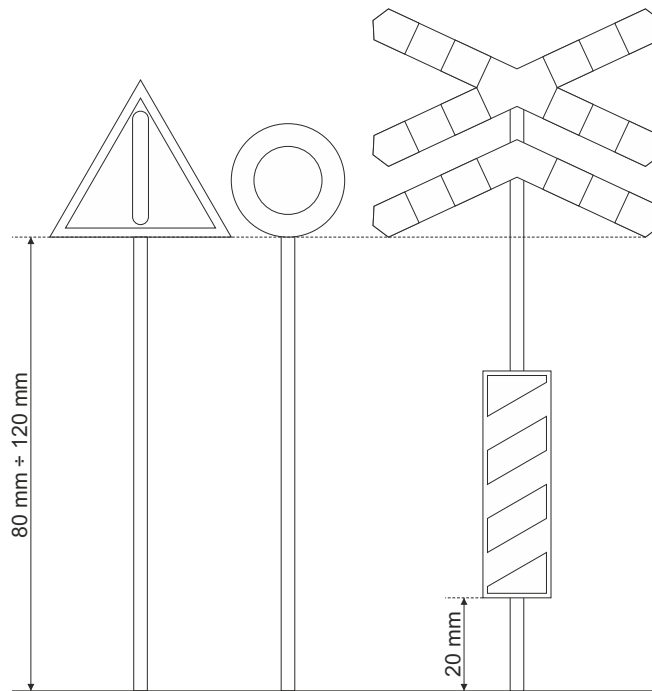
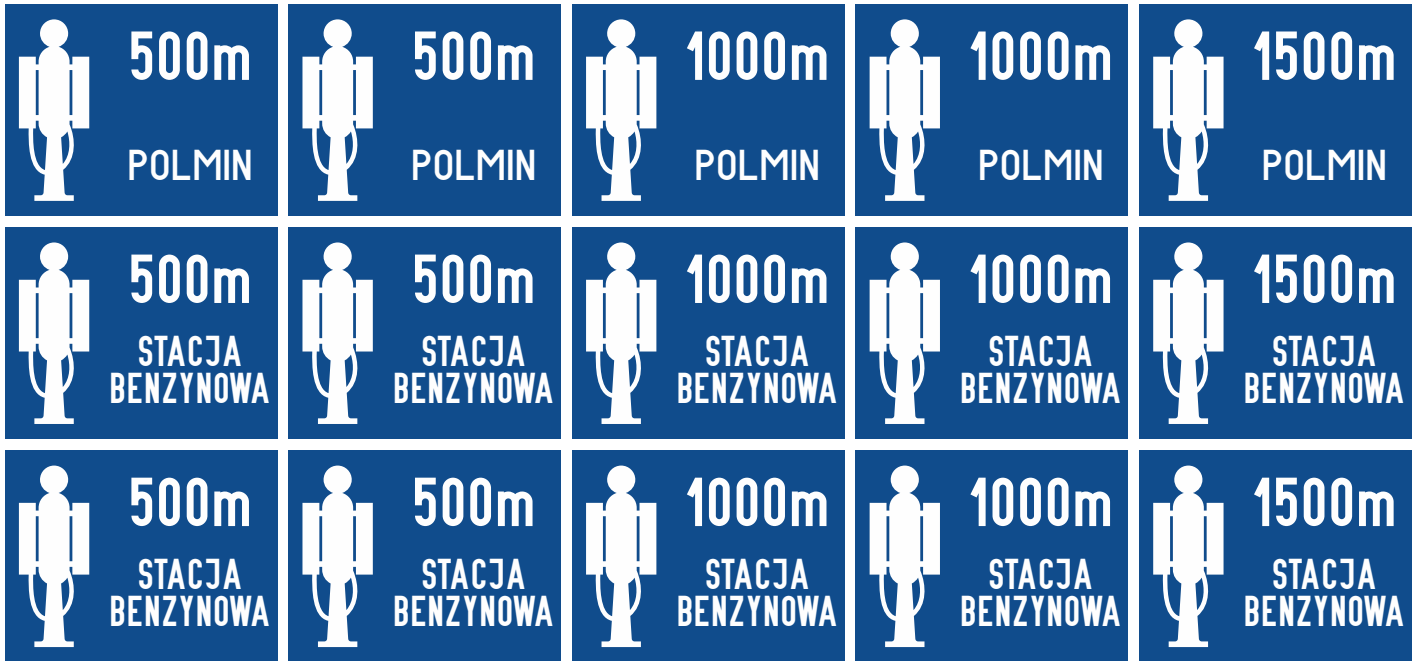
Znaki drogowe - Polska 1938-1956, skala 1:25

1cm



Znaki drogowe - Polska 1938-1956, skala 1:25

1cm



Znaki drogowe - Polska 1938-1956, skala 1:25

1cm